








<p>THE COST OF WAR</p> 	<ul style="list-style-type: none"> <li>• 48 nations have sent soldiers since 2001<sup>i</sup></li> <li>• 132,381 foreign troops present in June 2011<sup>ii</sup></li> <li>• 2,815 foreign troops killed October 2001-November 2011<sup>iii</sup></li> <li>• 8,830 Afghan civilians killed January 2007-December 2010<sup>iv</sup></li> <li>• 1,462 civilians killed January-June 2011<sup>v</sup></li> <li>• \$242.9 billion spent on foreign military operations 2001-2009<sup>vi</sup></li> </ul>
<p>INTERNATIONAL AID</p> 	<ul style="list-style-type: none"> <li>• \$26.7 billion international aid 2002-2010<sup>vii</sup> <ul style="list-style-type: none"> <li>○ \$10.9 billion disbursed by biggest donor, US, 2002-2009</li> <li>○ \$2.1 billion disbursed by second largest donor, EU institutions, 2002-2009</li> <li>○ \$1.8 billion disbursed by third largest donor, UK, 2002-2009<sup>viii</sup></li> </ul> </li> <li>• \$320 million approximate monthly aid spending by USAID...</li> <li>• ...80% of this spent on short-term projects in areas where US troops serving<sup>ix</sup></li> </ul>
<p>LIFE EXPECTANCY</p> 	<ul style="list-style-type: none"> <li>• 41.9 years – average life expectancy of an Afghan in 2001<sup>x</sup></li> <li>• 48.7 years<sup>xi</sup> (UN) / 48 years<sup>xii</sup> (World Bank) – average life expectancy of an Afghan in 2011</li> </ul>
<p>MARRIAGE</p> 	<ul style="list-style-type: none"> <li>• 70-80% of Afghan marriages are forced<sup>xiii</sup></li> <li>• 57% of girls are married before legal marriage age of 16</li> <li>• Some child brides are as young as nine<sup>xiv</sup></li> <li>• Girls are still sold in marriage to settle debts or feuds</li> <li>• In 2008, there were 12 recorded cases of girl trafficking and 41 of girl exchange<sup>xv</sup> – but, in reality, figures are likely to be far higher</li> <li>• More than 87% of Afghan women suffer domestic violence<sup>xvi</sup></li> <li>• Rape victims can be prosecuted for having had sex outside marriage</li> <li>• The average Afghan woman has six or more children</li> </ul>
<p>HEALTH</p> 	<ul style="list-style-type: none"> <li>• 1,600 maternal deaths per 100,000 live births in 2001</li> <li>• 1,400 maternal deaths per 100,000 live births in 2011 – a drop of 12.5%<sup>xvii</sup></li> <li>• Afghanistan has the third highest maternal mortality rate in the world, after Chad and Somalia<sup>xviii</sup></li> <li>• 25,000 women die annually from pregnancy-related issues – one every 27 minutes<sup>xix</sup></li> <li>• One in five children die before their fifth birthday<sup>xx</sup></li> </ul>

<p>EDUCATION</p> 	<ul style="list-style-type: none"> <li>• Less than 1 million children enrolled in school in 2001</li> <li>• Around 8.4 million children enrolled in school in 2011 – but probably fewer than 5.7 million attend regularly<sup>xxi</sup></li> <li>• 3.9 million are still not in school<sup>xxii</sup></li> <li>• Around 39% of pupils are girls – 61% are boys<sup>xxiii</sup></li> <li>• 22,000 men enrolled across 2,000 literacy courses in 2001</li> <li>• 500,000 – 58% of them women – enrolled across 21,000 literacy courses in 2011<sup>xxiv</sup></li> <li>• 32.4% of males were literate in 2007</li> <li>• 12.6% of females were literate in 2007<sup>xxv</sup></li> </ul>
<p>ECONOMY AND CORRUPTION</p> 	<ul style="list-style-type: none"> <li>• Afghanistan ranks 172 out of 187 countries in the 2011 UN Human Development Index<sup>xxvi</sup></li> <li>• 8.5% of Afghans over the age of 15 are unemployed<sup>xxvii</sup></li> <li>• \$478 – average annual income for women in 2007</li> <li>• \$1,428 – average annual income for males in 2007<sup>xxviii</sup></li> <li>• The IMF estimates that GDP per capita in 2012 will be \$597.739. That's up from \$181.648 in 2002<sup>xxix</sup></li> <li>• 36% lived under the poverty line in 2008<sup>xxx</sup></li> <li>• 79% rely on agriculture to make a living</li> <li>• Agriculture makes up 32% of Afghanistan's GDP<sup>xxxi</sup></li> <li>• Half of all Afghans pay bribes to officials – average bribe is \$160<sup>xxxii</sup></li> <li>• In 2009, 90% of the world's opium was produced in Afghanistan</li> <li>• In 2010, Afghanistan accounted for 63% of the total global area under opium poppy cultivation<sup>xxxiii</sup>. The area under opium poppy cultivation in Afghanistan was estimated at some 123,000 ha in 2010, the same level as 2009<sup>xxxiv</sup></li> <li>• In 2011, 95% of the country's opium came from insecure provinces in the south and west<sup>xxxv</sup></li> </ul>

<sup>i</sup> <http://icasualties.org/OEF/Index.aspx> (28.07.2011)

<sup>ii</sup> [http://www.isaf.nato.int/images/stories/File/Placemats/Revised%2026%20June%202011%20Placemat%20\(Full\).pdf](http://www.isaf.nato.int/images/stories/File/Placemats/Revised%2026%20June%202011%20Placemat%20(Full).pdf) (28.07.2011)

<sup>iii</sup> <http://icasualties.org/OEF/Index.aspx> (23.11.2011)

<sup>iv</sup> <http://unama.unmissions.org/Portals/UNAMA/human%20rights/March%20PoC%20Annual%20Report%20Final.pdf>, p57 (23.11.2011)

<sup>v</sup> <http://unama.unmissions.org/Portals/UNAMA/Documents/2011%20Midyear%20POC.pdf> (01.12.2011)

<sup>vi</sup> <http://www.globalhumanitarianassistance.org/wp-content/uploads/2011/02/gha-Afghanistan-2011-major-resource-flows.pdf>, p2 (28.07.2011)

<sup>vii</sup> <http://www.globalhumanitarianassistance.org/wp-content/uploads/2011/02/gha-Afghanistan-2011-major-resource-flows.pdf>, p2 (28.07.2011)

<sup>viii</sup> <http://www.globalhumanitarianassistance.org/wp-content/uploads/2011/02/gha-Afghanistan-2011-major-resource-flows.pdf> (23.11.2011)

<sup>ix</sup> Evaluating U.S. Foreign Assistance to Afghanistan (S. Prt. 112-21) (Committee Print (D) Majority), from <http://foreign.senate.gov/> (23.11.11)

<sup>x</sup> <http://data.worldbank.org/indicator/SP.DYN.LE00.IN/countries/AF?display=graph> (28.07.2011)

<sup>xi</sup> <http://hdrstats.undp.org/en/countries/profiles/AFG.html> (09.11.2011)

<sup>xii</sup> <http://data.worldbank.org/indicator/SP.DYN.LE00.IN/countries/AF?display=graph> (28.07.2011)

<sup>xiii</sup> <http://www.globalhumanitarianassistance.org/wp-content/uploads/2011/02/gha-Afghanistan-2011-major-resource-flows.pdf>, p3 (28.07.2011)

<sup>xiv</sup> <http://www.globalhumanitarianassistance.org/wp-content/uploads/2011/02/gha-Afghanistan-2011-major-resource-flows.pdf>, p3 (28.07.2011)

<sup>xv</sup> <http://www.unifem.org/afghanistan/media/pubs/08/violence.html> (28.07.2011)

<sup>xvi</sup> <http://www.unifem.org/afghanistan/media/pubs/08/factsheet.html> (28.07.2011)

<sup>xvii</sup> <http://hdrstats.undp.org/en/countries/profiles/AFG.html> (09.12.11)

<sup>xviii</sup> [http://www.who.int/whosis/whostat/EN\\_WHS2011\\_Full.pdf](http://www.who.int/whosis/whostat/EN_WHS2011_Full.pdf) (23.11.11)

<sup>xix</sup> [http://www.humansecuritygateway.com/documents/UNAMA\\_Afghanistan\\_WomenAndGirls\\_November2009.pdf](http://www.humansecuritygateway.com/documents/UNAMA_Afghanistan_WomenAndGirls_November2009.pdf) (23.11.11)

<sup>xx</sup> <http://hdrstats.undp.org/en/countries/profiles/AFG.html> (09.11.2011)

<sup>xxi</sup> <http://moe.gov.af/en/news/5179> (21.12.2011)

<sup>xxii</sup> [http://english.moe.gov.af/attachments/077\\_GMR\\_ResponseV,%20English.pdf](http://english.moe.gov.af/attachments/077_GMR_ResponseV,%20English.pdf), p2 (28.07.2011)

<sup>xxiii</sup> <http://moe.gov.af/en/news/5179> (21.12.2011)

<sup>xxiv</sup> [http://english.moe.gov.af/attachments/077\\_GMR\\_ResponseV,%20English.pdf](http://english.moe.gov.af/attachments/077_GMR_ResponseV,%20English.pdf), p2 (28.07.2011)

<sup>xxv</sup> <http://hdr.undp.org/en/reports/national/asiathepacific/afghanistan/nhdr2007.pdf>, p.24 (28.07.2011)

<sup>xxvi</sup> <http://hdrstats.undp.org/en/countries/profiles/AFG.html> (09.11.2011)

<sup>xxvii</sup> <http://hdrstats.undp.org/en/countries/profiles/AFG.html> (28.07.2011)

- 
- <sup>xxviii</sup> <http://hdr.undp.org/en/reports/national/asiathepacific/afghanistan/nhdr2007.pdf>, p.24 (28.07.2011)
- <http://data.worldbank.org/indicator/SI.POV.NAHC/countries/AF?display=graph>
- <sup>xxix</sup> <http://www.imf.org/external/pubs/ft/weo/2011/02/weodata/download.aspx> (13.01.2012)
- <http://data.worldbank.org/indicator/SI.POV.NAHC/countries/AF?display=graph>
- <sup>xxx</sup> <http://data.worldbank.org/indicator/SI.POV.NAHC/countries/AF?display=graph> (28.07.2011)
- <sup>xxxi</sup> <https://www.cia.gov/library/publications/the-world-factbook/geos/af.html#top> (24.11.2011)
- <sup>xxxii</sup> <http://www.unodc.org/documents/data-and-analysis/Afghanistan/Afghanistan-corruption-survey2010-Eng.pdf> (24.11.2011)
- <sup>xxxiii</sup> <http://www.unodc.org/documents/data-and-analysis/WDR2011/WDR2011-ExSum.pdf>, p16 (13.01.2011)
- <sup>xxxiv</sup> [http://www.unodc.org/documents/data-and-analysis/WDR2011/World\\_Drug\\_Report\\_2011\\_ebook.pdf](http://www.unodc.org/documents/data-and-analysis/WDR2011/World_Drug_Report_2011_ebook.pdf), p45 (13.01.2011)
- <sup>xxxv</sup> [http://www.unodc.org/documents/wdr/WDR\\_2010/World\\_Drug\\_Report\\_2010\\_lo-res.pdf](http://www.unodc.org/documents/wdr/WDR_2010/World_Drug_Report_2010_lo-res.pdf), p232 (24.11.2011)